



Goddard 110 Series Stainless Steel Gate Valve for Cryogenic Service



Features:

- **Top Entry:** This valve can be permanently installed in the line and serviced from the top
- **Soft Seated:** PCTFE Seat provides a virtually bubble tight seal and is replaceable
- **Construction:** Stainless steel body and bonnet
- **Sizes:** ½" - 6" (15mm - 150mm)
- **Ends:** RF Flange, Butt weld, Socket weld, Threaded (FNPT)
- **Service:** Liquified and vaporized atmospheric gases, LNG
- **Temperature Rating:** -325°F - 150°F (-196°C +65°C)
- **Pressure Rating:** (Cold, Non-shock)
Class 150 valve - 275 PSIG (19 bar)
Class 300 valve - 720 PSIG (50 bar)
½" - 6" Class 150
PED Approved, Approved for US and Canada
½" - 6" Class 300
PED Approved, Approved for US and Canada



Goddard 110 Series Stainless Steel Gate Valve for Cryogenic Service

Stainless Body • RF Flange Ends

150# Part Number	300# Part Number	Valve Size		Ends	Weight 150#		Weight 300#		Estimated CV
		Inches	MM		Lbs.	Kg	Lbs.	Kg.	
GS-00110W-8F	-	1"	25 mm	Flange	15	6.80	-	-	30.00
GS-00110W-12F	GS-00110W-12F3	1½"	40 mm		35	15.88	45	20.41	85.00
GS-00110W-16F	GS-00110W-16F3	2"	50 mm		35	15.88	50	22.68	100.00
GS-00110W-24F	GS-00110W-24F3	3"	80 mm		65	29.48	85	35.56	310.00
GS-00110W-32F	GS-00110W-32F3	4"	100 mm		90	40.82	120	54.43	700.00
GS-00110W-48F	GS-00110W-48F3	6"	150 mm		150	68.04	200	90.72	850.00

150# ANSI Class (275 PSIG Cold Working Pressure)
 300# ANSI Class (720 PSIG Cold Working Pressure)

Stainless Body • Butt Weld, Socket Weld, Threaded Ends

150# Part Number	300# Part Number	Valve Size		Ends	Weight		Estimated CV
		Inches	MM		Lbs.	Kg.	
GS-00110W-4WA	-	½"	15 mm	Butt Weld SCH10	10	4.54	7.00
GS-00110W-4S3	GS-00110W-4S3	½"	15 mm	Socket Weld	15	6.80	7.00
GS-00110W-4T	-	½"	15 mm	Threaded	10	4.54	7.00
GS-00110W-6WA	-	¾"	20 mm	Butt Weld SCH10	10	4.54	23.00
GS-00110W-6S3	GS-00110W-6S3	¾"	20 mm	Socket Weld	15	6.80	23.00
GS-00110W-8WA	-	1"	25 mm	Butt Weld SCH10	10	4.54	30.00
GS-00110W-8S3	GS-00110W-8S3	1"	25 mm	Socket Weld	15	6.80	30.00
GS-110W-8T	-	1"	25 mm	Threaded	10	4.54	30.00
GS-00110W-12WA	-	1½"	40 mm	Butt Weld SCH10	30	13.61	85.00
GS-00110W-12S3	GS-00110W-12S3	1½"	40 mm	Socket Weld	35	15.88	85.00
GS-00110W-16W3A	GS-00110W-16W3A	2"	50 mm	Butt Weld SCH10	35	15.88	100.00
GS-00110W-16W3J	GS-00110W-16W3J	2"	50 mm	Butt Weld SCH40	35	15.88	100.00
GS-00110W-16S	-	2"	50 mm	Socket Weld	30	13.61	100.00
GS-00110W-24W3A	GS-00110W-24W3A	3"	80 mm	Butt Weld SCH10	65	29.48	310.00
GS-00110W-24W3J	GS-00110W-24W3J	3"	80 mm	Butt Weld SCH40	65	29.48	310.00
GS-00110W-32W3A	GS-00110W-32W3A	4"	100 mm	Butt Weld SCH10	80	40.82	700.00
GS-00110W-32W3J	GS-00110W-32W3J	4"	100 mm	Butt Weld SCH40	80	40.82	700.00
GS-00110W-48WA	GS-00110W-48W3A	6"	150 mm	Butt Weld SCH10	120/150*	54.43/68.04*	850.00
GS-00110W-48WJ	GS-00110W-48W3J	6"	150 mm	Butt Weld SCH40	120/150*	54.43/68.04*	850.00

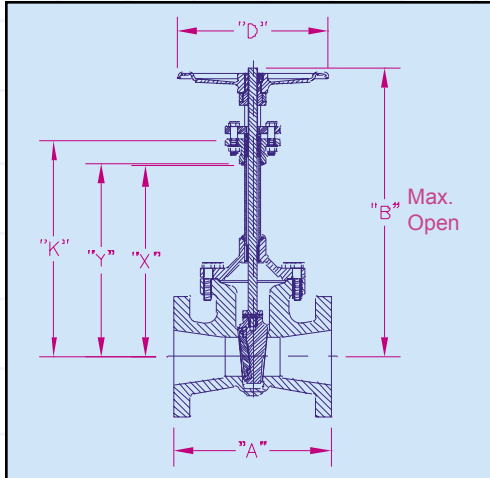
150# ANSI Class (275 PSIG Cold Working Pressure)
 300# ANSI Class (720 PSIG Cold Working Pressure)

* Second number indicates valve for 300# part number.

Service: 300#-720 PSI Non-shock Cold • Service: 150#-275 PSI Non-shock Cold • Temperature Rating +150°F - 325°F



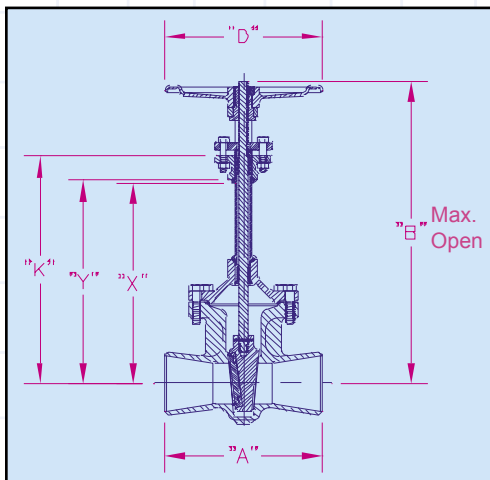
Goddard 110 Series Stainless Steel Gate Valve for Cryogenic Service



Raised Face Flange Ends*

Size	"A" 150#	"A" 300#	"B"	"D"	"K"	"X"	"Y"
1"	4 ¹ / ₈ "	N/A	17 ³ / ₄ "	4 ¹ / ₂ "	12 ³ / ₄ "	11 ¹ / ₁₆ "	11 ³ / ₈ "
1 ¹ / ₂ "	4 ⁵ / ₈ "	6 ¹ / ₈ "*	21 ⁷ / ₈ "	7"	14"	12 ⁵ / ₁₆ "	12 ⁵ / ₈ "
2"	7"	7 ¹ / ₄ "*	21 ⁷ / ₈ "	7"	14"	12 ⁵ / ₁₆ "	12 ⁵ / ₈ "
3"	8"	8 ³ / ₄ "*	31 ¹ / ₂ "	12"	20"	17 ³ / ₄ "	18 ¹ / ₁₆ "
4"	9"	12"	33 ³ / ₄ "	12"	21 ¹ / ₂ "	19 ¹ / ₄ "	19 ⁹ / ₁₆ "
6"	10 ¹ / ₂ "	15 ⁷ / ₈ "	41 ¹ / ₂ "	16"	26"	23 ⁹ / ₁₆ "	23 ⁷ / ₈ "

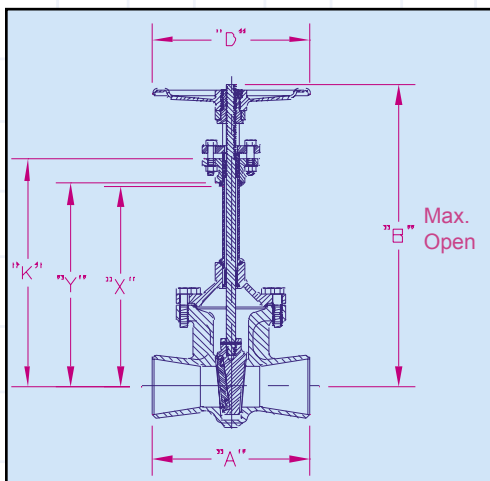
*Face-to-face dimensions (A) are Goddard standard not to ANSI standard.
Vented Body and Bonnet • Special B, K, X & Y Dimensions Available



Butt Weld Ends

Size	"A" 150#	"A" 300#	"B"	"D"	"K"	"X"	"Y"
1/2"	4 ¹ / ₄ "	N/A	17 ³ / ₄ "	4 ¹ / ₂ "	12 ³ / ₄ "	11 ¹ / ₁₆ "	11 ³ / ₈ "
3/4"	4 ⁵ / ₈ "	N/A	17 ³ / ₄ "	4 ¹ / ₂ "	12 ³ / ₄ "	11 ¹ / ₁₆ "	11 ³ / ₈ "
1"	5"	N/A	17 ³ / ₄ "	4 ¹ / ₂ "	12 ³ / ₄ "	11 ¹ / ₁₆ "	11 ³ / ₈ "
1 ¹ / ₂ "	6"	6"	21 ⁷ / ₈ "	7"	14"	12 ⁵ / ₁₆ "	12 ⁵ / ₈ "
2"	8 ¹ / ₂ "	8 ¹ / ₂ "	21 ⁷ / ₈ "	7"	14"	12 ⁵ / ₁₆ "	12 ⁵ / ₈ "
3"	11 ¹ / ₈ "	11 ¹ / ₈ "	31 ¹ / ₂ "	12"	20"	17 ³ / ₄ "	18 ¹ / ₁₆ "
4"	12"	12"	33 ³ / ₄ "	12"	21 ¹ / ₂ "	19 ¹ / ₄ "	19 ⁹ / ₁₆ "
6"	15 ⁷ / ₈ "	15 ⁷ / ₈ "	41 ¹ / ₂ "	16"	26"	23 ⁹ / ₁₆ "	23 ⁷ / ₈ "

Vented Body and Bonnet • Special B, K, X & Y Dimensions Available
• Unless otherwise specified, Schedule 10 weld ends are supplied



Socket Weld Ends

Size	"A" 150#	"A" 300#	"B"	"D"	"E"	"F"	"K"	"X"	"Y"
1/2"	3 ³ / ₄ "	3 ³ / ₄ "	17 ³ / ₄ "	4 ¹ / ₂ "	.855	3/8"	12 ³ / ₄ "	11 ¹ / ₁₆ "	11 ³ / ₈ "
3/4"	3 ³ / ₄ "	3 ³ / ₄ "	17 ³ / ₄ "	4 ¹ / ₂ "	1.065	1/2"	12 ³ / ₄ "	11 ¹ / ₁₆ "	11 ³ / ₈ "
1"	3 ¹ / ₂ "	4"	17 ³ / ₄ "	4 ¹ / ₂ "	1.330	1/2"	12 ³ / ₄ "	11 ¹ / ₁₆ "	11 ³ / ₈ "
1 ¹ / ₂ "	4 ⁵ / ₈ "	5"	21 ⁷ / ₈ "	7"	1.915	1/2"	14"	12 ⁵ / ₁₆ "	12 ⁵ / ₈ "
2"	8 ¹ / ₂ "	N/A	21 ⁷ / ₈ "	7"	2.406	5/8"	14"	12 ⁵ / ₁₆ "	12 ⁵ / ₈ "

Vented Body and Bonnet • Special B, K, X & Y Dimensions Available