

Brass Tees

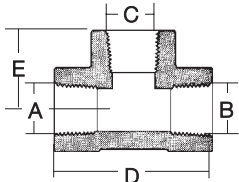


Fig. 1

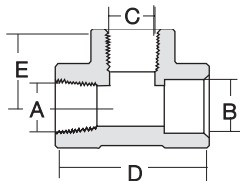


Fig. 2

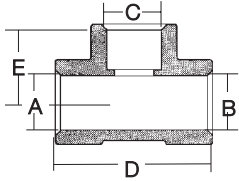


Fig. 3

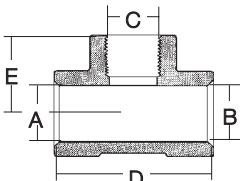


Fig. 4

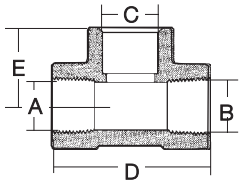


Fig. 5

Ordering Information

Part Number	Figure	A (Female)	B (Female)	C (Female)	D (Ref.)	E (Ref.)	Working Pressure PSIG*
1227-1	1	1/2" NPT	1/2" NPT	1/2" NPT	2 1/4"	1 1/8"	3750
HP1227-1					3"	1 1/2"	4500
1042-20		3/4" NPT	3/4" NPT	1/2" NPT	3"	1 1/2"	4500
1042				3/4" NPT	3"	1 1/2"	4500
1227-3	2	1/2" NPT	.843-.847	1/2" NPT	2 1/4"	1 1/8"	3750
HP1227-3					3"	1 1/2"	4500
4608-5		3/4" NPT	1.053-1.057	3/4" NPT	3"	1 1/2"	4500
1227-28	3	.843-.847	.843-.847	.843-.847	2 1/4"	1 1/8"	3750
HP1227-28					3"	1 1/2"	6000
2118-2		1.053-1.057	1.053-1.057	1.053-1.057	3"	1 1/2"	4500
1227-9	4	.843-.847	.843-.847	1/2" NPT	2 1/4"	1 1/8"	3750
HP1227-9					3"	1 1/2"	4500
2223-3		1.053-1.057	1.053-1.057	3/4" NPT	3"	1 1/2"	4500
HP1227-5	5	1/2" NPT	1/2" NPT	.843-.847	3"	1 1/2"	4500
2222-1		3/4" NPT	3/4" NPT	1.053-1.057	3"	1 1/2"	4500