

# Extended Bonnet Cryogenic Globe Valves

## BK and BKA Series Valves

### Application

The BK and BKA Series valves are designed exclusively for the handling of cryogenic liquids on bulk storage tanks, transports, and pipelines. These globe valves provide positive shutoff and offer a long, low-maintenance service life. The valves are available with a variety of inlet and outlet connections and stem lengths. Certain BK valves are offered with brazed-in Sch 5 Stainless Steel Pipe Stubs.

### Features

- CTFE seat disc and swivel seat design offer positive shut-off, minimal seat wear, and a long service life.
- Unique spring-loaded upper packing provides extended service life without constant packing adjustment
- One piece slip-on seat assembly for easy replacement.
- Each valve is pressure tested to be leak free.
- Each valve is cleaned and packaged for oxygen service per CGA G-4.1.
- Maximum working pressure is 600 psig CWP.
- Working temperature range is -320 F to +165 F.

### Materials

Body.....Bronze  
 Body and Bonnet.....Brass  
 Seat Disc.....CTFE  
 Seat Retainer Assembly .....Brass  
 Stem and Bonnet Extension Tube.....Stainless Steel  
 Packing Spring, Washer .....Stainless Steel  
 Jam Ring and Pressure Seal Rings .....PTFE  
 Upper Bonnet, Packing Gland.....Brass  
 Handwheel.....Aluminum for up to 1" valve size,  
 Coated Malleable Iron for larger sizes


### Bonnet Design

Union Bonnet for 1/2", 3/4", 1" valve sizes and on both the 1" model BKA8408S and 1 1/2" model BKA8412S angle valves.


Bolted Bonnet design is used on the BK9410, BK9412, and BK9416 models.



**BK 8408T**



**BK 9412S**



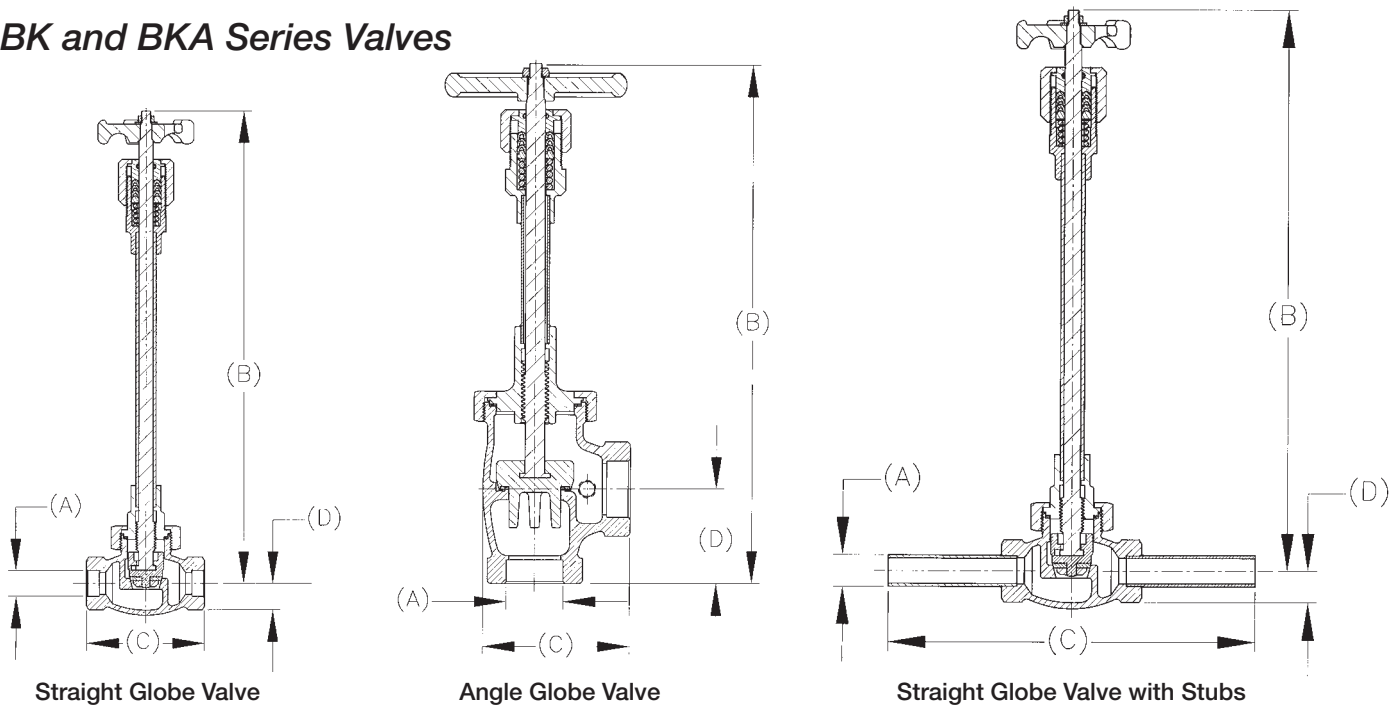
**BK 9408AA**



**BKA 8412S**

# Extended Bonnet Cryogenic Globe Valves

## BK and BKA Series Valves



### Ordering Information and Dimensions

Part Number	Body Style	Inlet / Outlet Connections A	Height Open B (Approx.)	Length C	D	Cv Factor
BK8404S	Straight	.631"-.634"	9 <sup>5</sup> / <sub>32</sub> "	3 <sup>1</sup> / <sub>16</sub> "	1"	4.7
BK8404T		1/2" F.NPT				
BK8404ST		.631"-.634"x 1/2" F.NPT	14 <sup>1</sup> / <sub>2</sub> "	3 <sup>1</sup> / <sub>16</sub> "	1"	4.7
BK9404S		.631"-.634"				
BK9404T		1/2" F.NPT				
BK9404AA		1/2" Sch5 Pipe	14 <sup>1</sup> / <sub>2</sub> "	9 <sup>1</sup> / <sub>16</sub> "	1"	4.7
BK9404PT-F30		1/2" Sch5 Pipe x 1/2" F.NPT				
BK9404ST		.631"-.634"x1/2" F.NPT	9 <sup>5</sup> / <sub>32</sub> "	3 <sup>1</sup> / <sub>16</sub> "	1"	6.7
BK8406S		.881"-.884"				
BK8406T		3/4" F.NPT	14 <sup>1</sup> / <sub>2</sub> "	3 <sup>1</sup> / <sub>16</sub> "	1"	6.7
BK9406S		.881"-.884"				
BK9406T		3/4" F.NPT	9 <sup>1</sup> / <sub>8</sub> "	4 <sup>5</sup> / <sub>16</sub> "	1 <sup>1</sup> / <sub>8</sub> "	11.2
BK8408S		1.131"-1.134"				
BK8408T		1" F.NPT	14 <sup>1</sup> / <sub>2</sub> "	4 <sup>5</sup> / <sub>16</sub> "	1 <sup>1</sup> / <sub>8</sub> "	11.2
BK9408S		1.131"-1.134"				
BK9408T		1" F.NPT	16 <sup>7</sup> / <sub>16</sub> "	5 <sup>3</sup> / <sub>16</sub> "	1 <sup>1</sup> / <sub>2</sub> "	25.1
BK9408AA		1" Sch5 Pipe				
BK9408PT-F30		1" Sch5 Pipe x 1" F.NPT	16 <sup>7</sup> / <sub>16</sub> "	11 <sup>3</sup> / <sub>16</sub> "	1 <sup>1</sup> / <sub>2</sub> "	25.1
BK9410S*		1.378"-1.380"				
BK9412S*		1.631"-1.634"	16 <sup>7</sup> / <sub>16</sub> "	8 <sup>3</sup> / <sub>16</sub> "	1 <sup>1</sup> / <sub>2</sub> "	25.1
BK9412T*	1 1/2" F.NPT					
BK9412AA	1 1/2" Sch5 Pipe	16"	6"	1 5/8"	41	
BK9412PT-F30	1 1/2" Sch5 Pipe x 1 1/2" F.NPT					
BK9416S*	2.131" - 2.134"	16"	9"	1 5/8"	41	
BK9416T*	2" F.NPT					
BK9416PT-F30	2" Sch5 Pipe x 2" F.NPT	11 1/4"	3 1/4"	1 3/4"	14.5	
BKA8408S	1.131" - 1.134" x 1.631" - 1.634"					
BKA9408S	Angle	1.631"-1.634"	13"	4 1/4"	30.0	
BKA8412S		1.631"-1.634"				

\* Valves with bolted bonnet design.