

High Pressure Gas Master Valves

9560 Series

Application

The 9560 Series high pressure brass valves are used on cylinder filling panels, tube trailers, and other high pressure manifolds and piping systems. The 9560 Series exhibits a very low operating torque under pressure for ease of manual operation.

Features

- 4200 psig maximum working pressure with a 5 to 1 safety factor.
- Non-rising stem design with O-Ring Seal for durable service.
- Large brass handwheel for easy low torque operation under pressure.
- All valves cleaned for use in oxygen per CGA G-4.1.
- Temperature range -40°F to +165°F.

Materials

- Body, bonnet, stem, and seat retainer, stem seal retaining rings and washerBrass
- Stem O-Ring.....Viton
- Handwheel washer.....PTFE

Soft Seat Option

The soft seat valves use a CTFE seat disc in the seat retainer to create a “bubble-tight” seal against a machined seat surface on the brass body. Valve Cv is 2.6.

The soft seat option is especially useful for small molecule gases like hydrogen and helium, but can be used for a variety of non-corrosive industrial gases including oxygen, argon, nitrogen, carbon dioxide, nitrous oxide, and acetylene.

Metal Seat Option:

A copper seat disc is used in the seat retainer to create a seal against a Monel body seat, which is installed into the body and can be replaced. Valve Cv is 2.3.

The metal seat option minimizes the possibility of seat decomposition or ignition in oxygen service under adiabatic compression. The metal seat option is recommended for oxygen, and can also be used for other non-corrosive industrial gases. The metal seat option is not to be used for acetylene due to the copper seat. Not to be applied in hydrogen or helium service or where a “bubble-tight” seal is essential. (Note: C in part number)

Bonnet Versions

- Standard Bonnet for low profile.
- Panel Mount Bonnet for ease of panel installation. Includes threaded bonnet and nickel plated brass mounting nut. Metal Seat Option 1.625" diameter panel hole required for mounting. (Note: P in part number)

HP Version

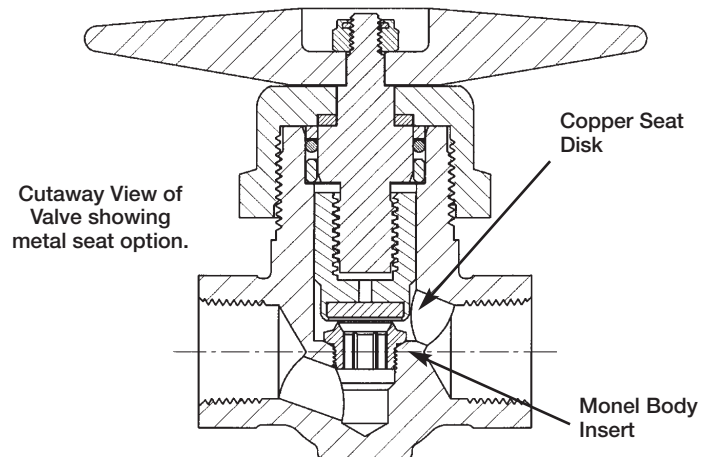
- With metal seat option.
- 5600 psig maximum working pressure with 4 to 1 safety factor. Use “HP” prefix for metal seat. (ex. HP9560CB). Nylon seat option available also (ex. 9560NB).



STANDARD BONNET VALVE

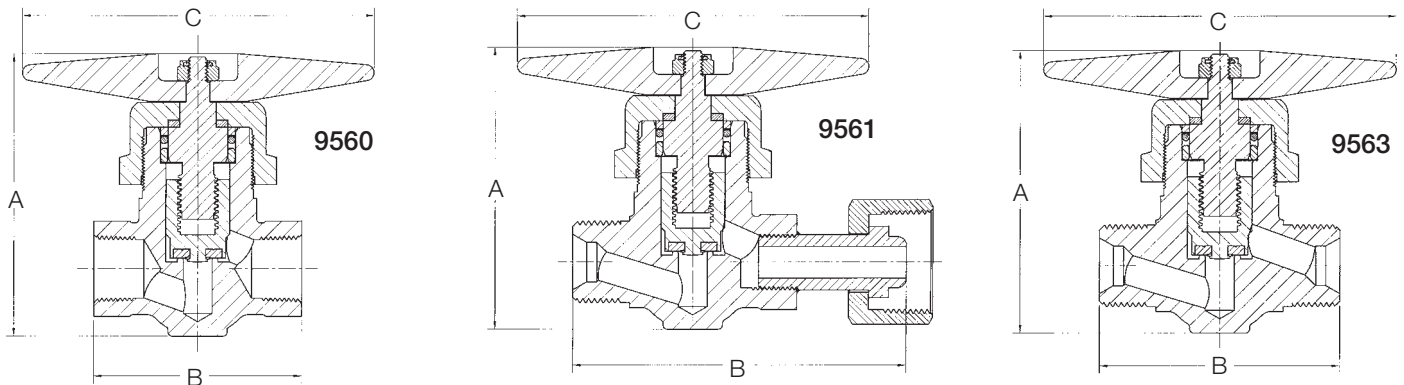


PANEL MOUNT VALVE

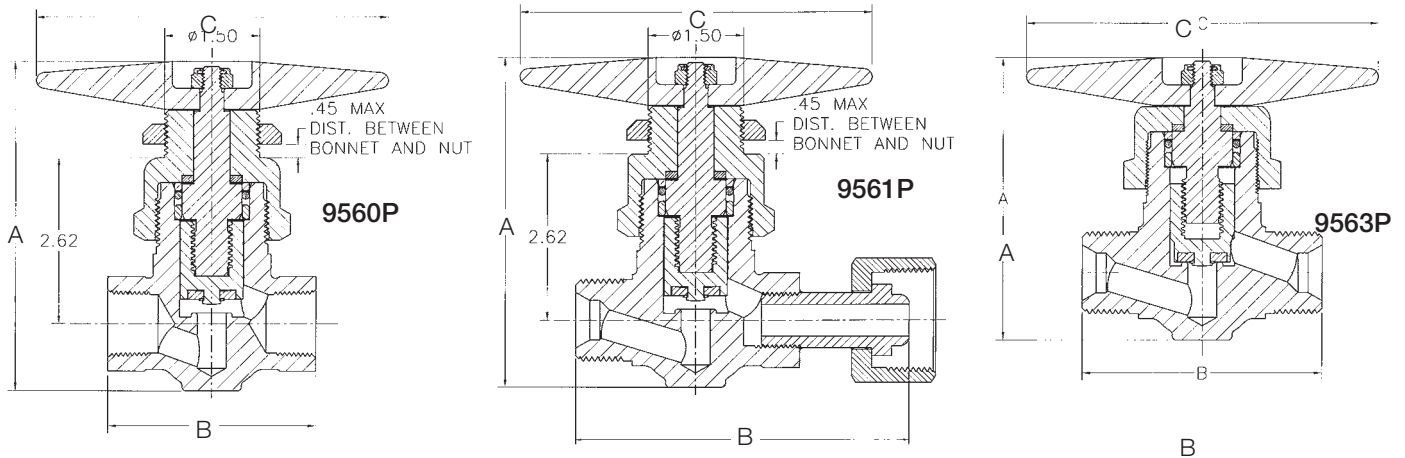


High Pressure Gas Master Valves

9560 Series



STANDARD BONNET VALVE DIMENSIONS



PANEL MOUNT VALVE DIMENSIONS

Ordering Information

Part Number		Inlet Connection	Outlet Connection	Height A	Width B	Handwheel Width C
Soft Seat	Metal Seat					
9560A	9560CA	1/2" F. NPT	1/2" F. NPT	4.36" *[6.19" for panel mount version]	3.25"	5.5"
9560B	9560CB	3/4" F. NPT	3/4" F. NPT		5.27"	
9561R	9561CR	1"-11 1/2" NPSM R.H.	1"-11 1/2" R.H. Female Swivel		3.79"	
9561RL	9561CRL	1"-11 1/2" NPSM R.H.	1"-11 1/2" NPS L.H. Female Swivel		3.79"	
9561L	9561CL	1"-11 1/2" NPSM L.H.	1"-11 1/2" L.H. Female Swivel		3.25"	
9563R	9563CR	1"-11 1/2" NPSM R.H.	1"-11 1/2" NPSM R.H.		3.25"	
9563L	9563CL	1"-11 1/2" NPSM L.H.	1"-11 1/2" NPSM L.H.		3.25"	
9560ASE	9560CASE	.843 - .847	.843 - .847			
9560BSE	9560CBSE	1.053 - 1.057	1.053 - 1.057			
9560BSE-B	9560CBSE-B	1.053 - 1.057	3/4" F.NPT			

*Place "P" at end of part number for panel mount version.