



**January 2021**

**RegO® Field Topics**

## **Hose-End Valves (A7797A & A7793A)**

**Field Topics** are intended to provide useful information to the network of authorized LP-Gas and Anhydrous Ammonia distributors regarding the proper use of RegO® products. **Warning Bulletins** covering many of the hazards involved are available from RegO for more detailed information. These bulletins can be found in our **L-500, L-102 and NH3-102** catalogs. Neither the Field Topic or the Warning Bulletins are intended to conflict with federal, state, or local ordinances and/or regulations, which should be observed at all times. This information also is not intended to be a substitute for or to supplement any training in the safe handling and use of propane and related equipment, as required by any applicable law. By providing this material, ECI assumes no responsibility for providing any such training. Only individuals properly trained in the safe handling and use of propane and related equipment should be permitted to do so, and by providing this information, ECI does not assume responsibility for providing such training.

For more information on LP Gas system requirements, refer to Liquefied Petroleum Gas Code (NFPA 58), National Fuel Gas Code (NFPA 54), National Propane Gas Association Safety Handbook, the RegO LP-Gas Serviceman's Manual L-545, RegO catalogs L-500/L-102/NH3-102, ANSI K61.1 Safety Requirements for Storage and Handling of Anhydrous Ammonia, as well as any applicable local codes and ordinances.

### **A7797A & A7793A Hose-End Valves**

RegO's A7797A & A7793A hose end valves are preferred by propane marketers for use on bobtail delivery trucks. At the flip of a handle, these valves provide instant, full-on flow. Shut-off is instantaneous... And the handle locks for added protection. In 2000, the design of the hose-end valve was changed to the A series... to lower discharge emissions.

When using the A7797A and A7793A hose-end valves and connecting to a RegO low-emission filler valve (i.e. L7579), the transfer meets NFPA 58 2020 6.30.5.3(A) requirement of less than 0.24 in.<sup>3</sup> (4 cm<sup>3</sup>) of product (liquid equivalent) released to the atmosphere at disconnect. If this combination is intended to be used on a low-emission transfer site, be sure that all requirements are met through NFPA 58, State, local code and any other applicable requirements.



Repair kits are available for repair of the hose end valve due to normal wear & tear from frequent use. Prior to repairing any product, check that the valve body and assembly are in good working condition. Listed below are the repair kits and assemblies for each valve. Not all assemblies are interchangeable, so be sure to verify that you have selected the correct repair kit for the corresponding hose end valve.

Before repairing any valve, thoroughly inspect the valve lever and all associated parts. Check the valve handle for proper function, and that the ACME threads do not have excessive wear or damage. Check that the surface of the filling connector is smooth and that it properly seats on the filler valve gasket when the valve is used. Replace all components that are not in good working condition and/or fully operational.


## How do I identify a Low Emission hose end valve before repairing?

Identify the part number stamped on the body of the hose end valve



Carefully Inspect the outlet of the filler valve. The low emission can be identified with a lower seat assembly to allow for minimal discharge.

The obsolete A7797 & A7793 version can be seen with a raised lower seat assembly



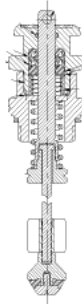



## A7797A & A7793A Low-Emission Series

A7797-50 repair kit	Stem packing, Seal housing gasket and Seat disc	
A7797A-75 repair assembly	Bonnet & Stem Assembly	
A7797A-4 repair assembly	Bonnet, Stem & Lever Assembly	
A7797A-5 repair assembly	Stem Assy	



**A7797 & A7793 Obsolete Series**

A7797-50 repair kit	Stem packing, Seal housing gasket and Seat disc
A7797-75 repair assembly	Bonnet & Stem Assembly 
A7797A-5 repair assembly	Stem Assy 

Should you have any questions or concern, please contact me.

**Cody Reeves**  
*Technical Services Manager*



O: +1 336.446.7292  
[creeves@regoproducts.com](mailto:creeves@regoproducts.com)  
 100 RegO Drive, Elon, NC 27244 USA