

6/11/15

Field Advisory - 3121 Unloading Adapter and L7579 Filler Valve

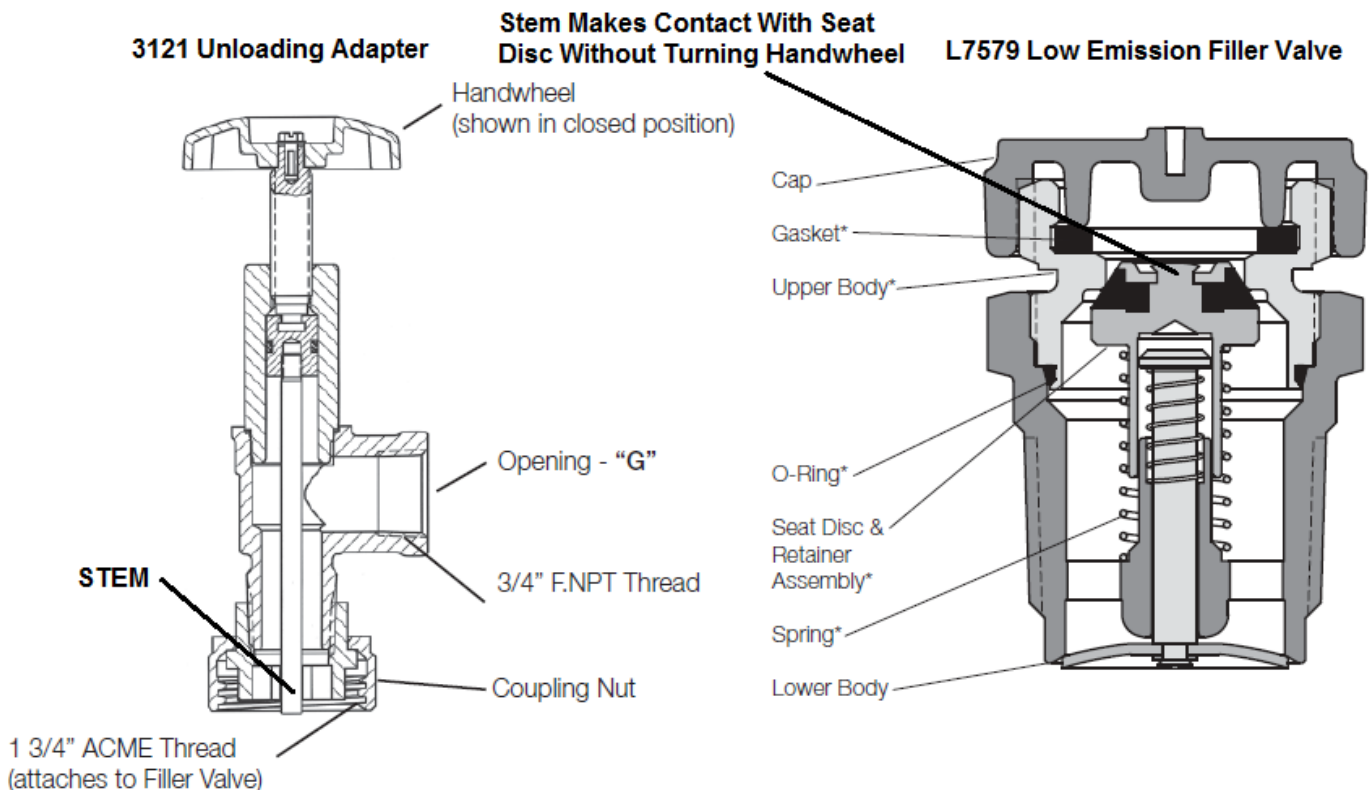
We have recently become aware of two reports with our 3121 unloading adapter being used to remove product from LPG containers using L7579 Low Emission Filler Valves installed. When connecting the 3121 unloading valve to the L7579 filler valve a release of product took place. This was caused when connecting the 3121 (in closed position) the stem made contact with the low emission filler valve seat disc which causes movement of the seat disc without turning the handwheel.

The Installation and Operation instructions for RegO's 3121 unloading adapter lists the filler valves it can be used with and it does not list the new low emission filler valves (see attached).

RegO intends to modify the 3121 adapter to accommodate low emission filler valves. An announcement will be made soon regarding this modification.

We advise you to immediately inform customers not to use the 3121 unloading adapter with RegO's low emission filler valves. Advise them to use RegO's 3119A or 3120 series with the low emission filler valves instead.

If you have any questions on this you can contact Ed Miller at ECI/RegO Products 336-446-7265.



WARNING: Installation, usage and maintenance of this product must be in compliance with all RegO® instructions as well as requirements and provisions of NFPA #54, NFPA #58, DOT, ANSI, all applicable federal, state, provincial and local standards, codes, regulations and laws.

Inspection and maintenance on a periodic basis is essential. Installation and maintenance should be performed only by qualified personnel.

Be sure all instructions are read and understood before installation, operation and maintenance. These instructions must be passed along to the end user of the product.

CAUTION: Contact or inhalation of liquid propane, ammonia and their vapors can cause serious injury or death! NH₃ and LP-Gas must be released outdoors in air currents that will insure dispersion to prevent exposure to people and live stock. LP-Gas must be kept far enough from any open flame or other source of ignition to prevent fire or explosion! LP-Gas is heavier than air and will not disperse or evaporate rapidly if released in still air.

1. The 3121 Unloading Adapter is designed to provide a simple, safe means of container evacuation provided these instructions are carefully followed.

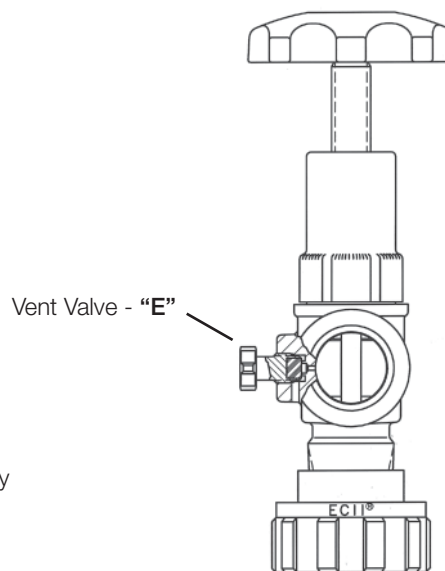
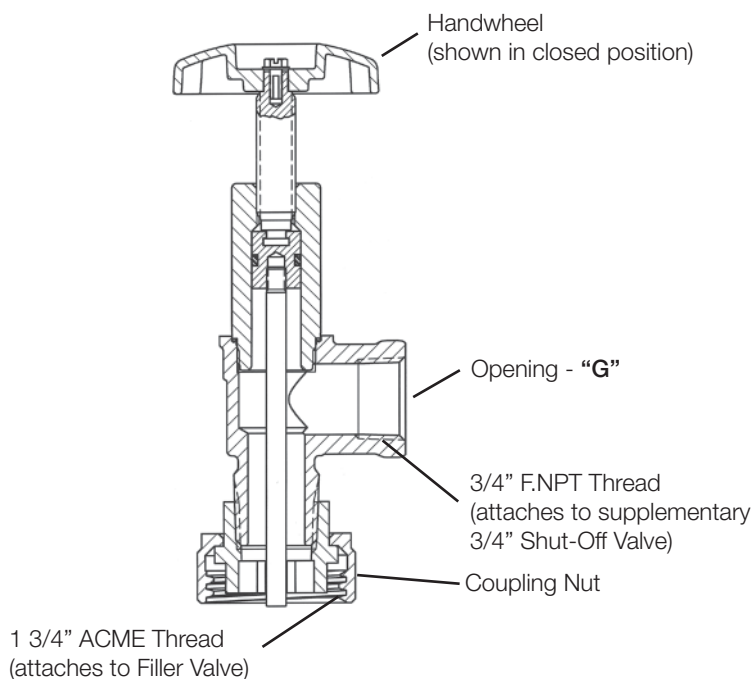
NOTE: On the 3121, it is recommended that a 3/4" Shut-Off Valve be installed at opening "G" - between the Unloading Adapter and the hose.

2. This Unloading Adapter is usable with the 1475, 2418, 2550, 2555, 2557, 2593, 2594, 8475, 8593 and 8594 MultiValves and the 3178, 3179, 6579, 7579, 7579P and 7647SC Quick Filler Valves.
3. The Filler Check Valves of the 3178, 2418, 2550 and current 2555 and 2557 (see paragraph 6(e) for earlier production of 2555 and 2557) require only 1/4" movement to open both upper and lower check valves. Such Filler Valves are identified by a single v-groove cut across the hex corners of the body.
4. Valves 1475, 2593, 2594, 6579, 7579, 7579P, 8475, 8593, and 8594 require a movement of approximately 1/2" to fully open

3121 Unloading Adapter Installation and Operation

both upper and lower filler check valves. Since 1/4" movement of the upper check valve is required before the lower check valve is opened, the lower check can still close even though the upper check is held open by foreign matter.

5. Before attempting to use the adapter, it is of vital importance that you first make sure:
 - a. That the filler valve on the container to be evacuated is equipped with a liquid withdrawal tube extending to the bottom of the container.
 - b. That if the container is equipped with a filler valve with a supplementary back pressure check valve - the design of the combination must be such that the lower valve (Back Pressure Check) also opens when the Filler Valve's Upper Check is pushed open. All of the combination and back pressure check valves listed above meet this requirement.
 - c. That the Unloading Adapter assembly is not connected to the hose.
6. After following instructions outlined in paragraph 5, the following operating instructions must be followed to operate the Unloading Adapter correctly and safely.
 - a. Place handwheel in full clockwise or closed position. The handwheel rises out of the valve body when placed in the closed position.
 - b. Place adapter on valve and tighten coupling nut.
 - c. Connect unloading hose to opening "G" or Shut-Off Valve assembly.
 - d. Carefully turn the handwheel inward (counterclockwise) until contact is felt between the Adapter's Plunger and the Filler Valve's Upper Check Valve.
 - e. After contact with the plunger stem has occurred, continue opening valve very slowly by turning the handwheel open.



WARNING: Do not force handwheel if it appears that Filler Valve is wide open. In many makes of valves, the valve stem travel may be less than the plunger travel of the Unloading Adapter. In such cases, damage might be done to the Filler Valve if handwheel was forced too far. In certain makes of valves, it is conceivable that the valve internal parts might be pushed into the container. However, if care is taken and handwheel is turned just far enough to open the Filler Valve fully, no damage will occur. The original production of the 2555 and 2557 Series MultiValves include Filler Valve assemblies having approximately 3/16" Check Valve travel. Care must therefore be taken when using the Unloading Adapter with these valves. A Check Valve travel of 1/4" is provided in current production of the 2555 and 2557 Series MutliValves.

- f. Evacuate the container.
- g. Return handwheel to the "up" and closed position by turn-

ing the hanwheel clockwise after evacuation is completed. Close Shut-Off Valve on end of unloading hose. Open Vent Valve "E" on the Unloading Adapter to release any pressure remaining in adapter. Do not disconnect hose until Vent Valve "E" has ceased bleeding, thereby indicating that the Filler Valve is closed and has seated properly.

- h. When the Vent Valve "E" stops discharging liquid and gas, the unloading hose may be disconnected and the Unloading Adapter assembly removed from the Filler Valve.
7. Care must be used in handling and storing Unloading Adapters so that they will not be damaged. They should be put in a protected place on the truck rather than stored unprotected in the tool box.
 8. Unloading operations should never be undertaken except by thoroughly trained and qualified operators.

NOTICE

LP-Gas is extremely flammable and explosive. Failure to install parts exactly as described in the instructions could result in a product that will not perform satisfactorily. Even if parts are correctly installed, the product might fail to perform satisfactorily, if other parts are worn, corroded or dirty. Improper repair can cause leaks and malfunction, which could result in bodily injury and property damage. **Any such use or installation of parts must ONLY be done by experienced and trained personnel using accepted governmental and industrial safety procedures.**

Most RegO® products are listed with Underwriters Laboratories as manufactured. If repaired, the continued validity of the UL listing is contingent upon proper inspection to determine what needs repairing, proper repair using RegO® parts and procedures, and proper testing for leakage and performance following repairs and installation.

RegO® assumes no responsibility or liability for performance of products repaired in the field. It must be clearly understood that the person or organization repairing the product assumes total responsibility for performance of the product.

LIMITED 10 YEAR WARRANTY AND LIMITATION OF LIABILITY

LIMITED 10 YEAR WARRANTY

RegO® warrants to the original purchasers the products and repair kits manufactured by it to be free from defects in materials and workmanship under normal use and service for a period of 10 years from the date of manufacture. If within thirty days after buyer's discovery of what buyer believes is a defect, buyer notifies in writing and ships the product to RegO® at 100 RegO Drive, Elon, N.C. 27244, RegO®, at its option, and within forty-five days of receipt, will repair, replace F.O.B. point of manufacture, or refund the purchase price of that part or product found by RegO® to be defective. Failure of buyer to give such written notice and ship the product within thirty days shall be deemed an absolute and unconditional waiver of any and all claims of buyer arising out of such defect.

This warranty does not extend to any product or part that is not installed and used continuously after installation in accordance with RegO®'s printed instructions, all applicable state and local regulations, and all applicable national standards, such as those promulgated by NFPA, DOT and ANSI. This warranty does not extend to any product or part that has been damaged by accident, misuse, abuse, failure to maintain, or neglect, nor does it extend to any product or part which has been modified, altered, disassembled, or repaired in the field. This warranty does not cover any cosmetic issues, such as scratches, dents, marring, fading of colors or discoloration.

Except as expressly set forth above, and subject to the limitation of liability below, RegO® MAKES NO OTHER WARRANTY, EXPRESS OR IMPLIED, INCLUDING, BUT NOT LIMITED TO, THE IMPLIED WARRANTIES OF MERCHANTABILITY AND FITNESS FOR A PARTICULAR PURPOSE, with respect to its products and parts, whether used alone or in combination with others. RegO® disclaims all warranties not stated herein.

LIMITATION OF LIABILITY

RegO® total liability for any and all losses and damages arising out of any cause whatsoever shall

in no event exceed the purchase price of the products or parts in respect of which such cause arises, whether such causes be based on theories of contract, negligence, strict liability, tort or otherwise.

RegO® shall not be liable for incidental, consequential or punitive damages or other losses. RegO® shall not be liable for, and buyer assumes any liability for all personal injury and property damage connected with the handling, transportation, possession, further manufacture, other use or resale of products, whether used alone or in combination with any other products or materials.

From time to time buyers might call to ask RegO® for technical advice base upon limited facts disclosed to RegO®. If RegO® furnishes technical advice to buyer, whether or not a buyer's request, with respect to application, further manufacture or other use of the products and parts, RegO® shall not be liable for such technical advice or any such advice provided to buyer by any third party and buyer assumes all risks of such advice and the results thereof.

NOTE: Some states do not allow the exclusion or limitation of incidental, consequential or punitive damages, so the above limitation or exclusion may not apply to you. The warranty gives you specific legal rights, and you may have other rights that vary from state to state. The portions of the limited warranty and limitation of liability shall be considered severable and all portions which are not disallowed by applicable law shall remain in full force and effect.

WARNING

All RegO® products are mechanical devices that will eventually become inoperative due to wear, corrosion and aging of components made of materials such as rubber, etc. The environment and conditions of use will determine the safe service life of these products. Periodic inspection and maintenance are essential to avoid serious injury and property damage.

Many RegO® products are manufactured components which are incorporated by others on or in other products or systems used for storage, transport, transfer and otherwise for use of toxic, flammable and dangerous liquids and gases. Such substances must be handled by experienced and trained personnel only, using accepted governmental in industrial safety procedures.

NOTICE TO USERS OF PRODUCTS

The Limited Warranty stated above is a factory warranty to the first purchasers of RegO® products. Since most users have purchased these products from RegO® distributors, the user must within thirty (30) days after the user's discovery of what user believes is a defect, notify in writing and return the product to the distributor from whom he purchased the product/part. The distributor may or may not at the distributor's option choose to submit the product/parts to RegO®, pursuant to this Limited Warranty. Failure by buyer to give such written notice within thirty (30) days shall be deemed an absolute and unconditional waiver of buyer's claim for such defects. Acceptance of any alleged defective product/parts by RegO®'s distributor for replacement or repairs under the terms of RegO®'s Limited Warranty in no way determines RegO®'s obligations under this Limited Warranty.

Because of a policy of continuous product improvement, RegO® reserves the right to change designs, materials or specifications without notice.



Printed in U.S.A. 04A-1010-1100
Instruction Sheet 3121-301