




PART OF OPW a **DOVER** company



REGO
18
MONTH
WARRANTY

REGO
**100%
TESTED**
★

REGO 
PRESTO-LINK®

PTL-100 Presto-Link And RegO Connect Brochure

PRESTO-TAP TM
By RegO®

RegO® Presto-Link - Fast, accurate testing for LPG Vapor Distribution Systems

RegO's Presto-Link® Bluetooth Transducers provides a revolutionary solution that's easy & convenient to obtain pressure readings using the RegO App via a smartphone or tablet.

Presto-Link Features

- **Bluetooth connection through an Android or Apple Device on the RegO App**
- **Bluetooth connection up to 100-foot range allows for troubleshooting and adjustment to systems while recording the pressure**
- **Multiple Device Connection - View as many as 5 Presto-Link readings at once**
- **Lightweight & compact design**
- **Presto-Tap quick connect fittings**
- **Measures in 7 scales; in w.c, psi, bar, mbar, Kg/cm², kPa and MPa**
- **Zero Pressure Function**
- **Pass/Fail Test Results for Leak Check & Pressure tests when utilizing the RegO Connect Portal Access**
- **Date & Time Stamped Readings**
- **Visual indicator for pressure settings; Red Presto-link indicates a high-pressure device and black Presto-link indicates a low-pressure device .**
- **Temperature sensing**
- **Standard Accuracy (±1%)**
- **1.5 times overpressure protection**
- **Battery percentage indicator**
- **Padded Protective Carrying Case**
- **18-month Limited Warranty**



The RegO App Presto-Link Gauge View Feature

The RegO App Gauge view feature provides connection to the Presto-Link Bluetooth device to obtain pressure readings, conduct a system leak check and pressure test in LPG Vapor Distribution systems. This feature is available to all users that have access to the RegO App. The Bluetooth range allows for the pressure reading to be monitored at the appliance while adjusting the regulator set pressure and troubleshooting the system.

This feature is full access to all users using the RegO App.



The RegO App – RegO Connect Features

When registered under the RegO Connect App, the user will have access to the RegO Connect Management Portal and RegO App Connect Features.

Customer Management Features

When registered under The RegO Connect, the database provides customer account information captured through an Back Office Integration Partner or the RegO Connect customer management portal. When connected to an Integration Partner, the customer information will be pulled from their system to eliminate the need to populate customer account information. When not utilizing Back-Office system integration, new accounts can be created in the RegO Connect Customer Management Portal.



Back Office
Integration Partners

CARGAS



Rural Computer
Consultants, Inc.



User Management Feature

Assigned Admins will have the ability to create new user profiles to allow for log-in capabilities through the RegO App. Assigned Admins can add or delete existing users to the RegO system. Each user will have a unique login and password to log in to the Rego App.

Asset Management Feature

After entering a customer account on the RegO App, the customer profile and asset overview will be displayed. The Asset overview will display all the pertinent assets on the customer's site including containers, appliances, regulators and piping. Asset registration will require the input of all pertinent information including manufacturer, date of manufacture, model number and serial number.

Once a customers asset has been registered, it will be saved into the customer account on the RegO App. This allows for the information to be imported into any of the workflow documentation. Each asset allows for photo documentation to be recorded and GPS pinpoint to be registered.



Report Feature

Reports can be reviewed on the portal that were created using the RegO App. This provides the ability for admins and managers to review reports and filter by date, report type and user.

Assets can also be monitored and filtered by date of manufacture. This will give the ability to export a report for expired regulators and other pertinent assets.

Documentation Workflow Feature

The RegO® Connect App documentation feature is a convenient way to digitally complete required standard industry documentation such as:



- **Leak Check**
- **Appliance Check**
- **Gas Check**
- **Cathodic Protection Check**
- **Pressure Test**

The RegO App Leak Check documentation feature provides connection to the Presto-Link Bluetooth device to obtain pressure readings for the leak check process. The workflow of the Leak Check process monitors and records the pressure in the propane vapor system while conducting a leak check. This eliminates the manual recording of results, i.e., “pencil whipping,” that can result in misread, misinterpreted or misreported readings.




****Upon complete of any documentation through the RegO App, the user can record notes into the report and capture a customer signature.**

Offline access is available to the RegO App for documentation purposes. Before starting the work day, each customer is required to be searched within the App while connected to Wi-Fi or cell service. This will allow the customer's data to be accessed while in a no-service area.



Visit regoproducts.com
for more information.



Presto-link® Bluetooth Gauge Kit w/ Bleeder Valve, 36" Flexible Hose & Quick Adapter PT36KIT Series Patent Pending

Application

Presto-link® Bluetooth Gauge solution provides a convenient means to obtain pressure readings through the RegO App on your mobile device. This kit includes a Presto-link® Bluetooth Gauge assembly, 36" Flexible hose assembly fitted with bleeder and quick adapter assembly for connection to the Presto-Tap Fittings.



Packaged in Small Case



PT36KIT Series

Ordering Information

Part Number	Bluetooth Presto-Link Gauge Included		Bleeder	Hose Length
	PTLINKH 0-250 PSIG	PTLINKL 0-50" wc		
PTLINKH-36KIT	X	-	Yes	36"
PTLINKL-36KIT	-	X		
PTLINKC-36KIT	X	X		

Presto-link® Bluetooth Gauge Kit w/ Bleeder & Quick Adapter PTKIT Series Patent Pending

Application

Presto-link® Bluetooth Gauge solution provides a convenient means to obtain pressure readings through the RegO App on your mobile device. This kit includes a Presto-link® Bluetooth Gauge, bleeder and quick adapter assembly for connection to the Presto-Tap Fittings.



Packaged in Small Case



PTKIT Series

Ordering Information

Part Number	Bluetooth Presto-Link Gauge Included		Quick Adapter	Bleeder
	PTLINKH 0-250 PSIG	PTLINKL 0-50" wc		
PTLINKH-KIT	X	-	90°	Yes
PTLINKL-KIT	-	X		
PTLINKC-KIT	X	X		

Presto-link® Bluetooth Gauge Kit w/ Quick Adapter PTKGA Series Patent Pending

Application

Presto-link® Bluetooth Gauge solution provides a convenient means to obtain pressure readings through the RegO App on your mobile device. This kit includes a Presto-link® Bluetooth Gauge and quick adapter assembly for connection to the Presto-Tap Fittings.

Ordering Information

Part Number	Bluetooth Presto-Link Gauge Included		Quick Adapter
	PTLINKH 0-250 PSIG	PTLINKL 0-50" wc	
PTLINKH-KGA	X	-	Straight
PTLINKL-KGA	-	X	
PTLINKC-KGA	X	X	



PTKGA Series

Presto-Tap® LDS2000/RV Fitting

Application

The patented, UL Listed Presto-Tap® LDS2000/RV is designed to obtain pressure readings and perform leak test without breaking into the system by utilizing the proper Presto-Tap® gauge for the selected testing location. NFPA 58 compliant to be installed at any point in the system.

Features

- Brass 1/8" MNPT X 1/4" Flare Housing with #54 Orifice and Everseal
- Valve Core with Viton Seat
- UV Resistant Cap with Nitrile "O" Ring
- UL Label

Materials

Valve Body..... Brass
Core..... Stainless Steel w/Nylon Seal & Viton seat
Cap..... UV Resistant Plastic w/Nitril "O" Ring
Label..... UV resistant Plastic w/Marking



LDS2000RV

Ordering Information - Tank Pressure Application (UL Listed)

Part Number	Thread	Core	Body Wrench Flat	Cap Material	#54 Orifice	Application
LDS2000RV	1/8" M. NPT	Viton	7/16"	UV Resistant Plastic	YES	Tank Pressure

Presto-Tap® RVL & PT-AF14 Fitting

Application

The RVL & PT-AF14 is designed to obtain pressure readings and perform leak test without breaking into the system by utilizing the proper Presto-Tap® gauge installed at the regulator gauge port location.



RVL

Ordering Information - Low Pressure Application (Non UL Listed)

Part Number	Thread	Core	Body Wrench Flat	Cap Material	#54 Orifice	Application
RVL	1/8" M. NPT	Viton	7/16"	Brass	NO	Regulator Installation
PT-AF14	1/4" M. NPT					

Patented Tank Pressure Fitting TPF Series

Application

Low cost, permanently installed fitting between tank service valve and first stage regulator, which provides leak test capability without the use of tools. Eliminates the need to disconnect pigtail to access tank pressure.

Features

- Easily installed with an adapter such as male POL x 1/4" F.NPT and 1/4" female POL x 1/4" M.NPT



TPF

Ordering Information

Tank Pressure Fitting			
Part Number	Inlet	Outlet	Reduces Emissions
TPF	1/4" F. NPT	1/4" M. NPT	Up to 90%

LPV-Series Ball Valve with Presto-Tap® Fitting

Application

Gas ball valve fitted with LDS2000RV Presto-Tap® fitting in the outlet tap. Eliminates need for test tee and labor for installation. Provides quick access to obtain pressure readings and perform leak tests without breaking into the system by utilizing the proper Presto-Tap® gauge for the selected testing location.



LPV-6



LPV-4



Ordering Information

Part Number	Inlet	Outlet	Reduces Emissions
LPV-4	1/2" F. NPT	1/2" M. NPT	Up to 90%
LPV-6	3/4" F. NPT	3/4" M. NPT	

Presto-Tap® Pigtails

Application

Presto-Tap® pigtails are fitted with the patented LDS2000-RV fitting for leak check purposes. These pigtails are available in a variety of sizes and styles. Care should always be taken in selecting the proper pigtail for a particular application.

Features

- UL listed
- Utilizes tried and true long-standing suggested leak test methods
- Saves time and money
- Never break the system to perform a system leak test
- Avoids contaminating regulator seats with debris causing high lock up pressures
- Reduces fugitive emissions by up to 90%



Ordering Information

3/8" Hex Short Nipple	Tube Size	Connections	Approximate Length
PT912PS12	1/4"	M.POL x M.POL	12"
PT913PS12	3/8"		
PT912PS20	1/4"		
PT912PS48			48"
PT912FS20		1/4" Inverted Flare x M. POL	20"
PT912JS12		1/4" M.NPT x M.POL	12"
PT912JS20			20"

United States Patents 5,787,916 and 5,992,438 and 6,209,560 6,209,562 apply. Canadian Patent Approved

Specify Presto-Tap® Multivalve On Your Next Container Order:

Presto-Tap's are available pre-installed into your multivalve® assembly to allow for a Tank-pressure leak test to be conducted



PG8475RL Series



PT7556 Series



PT9102R Series




PT6543 Series
PT6542 Series

Steps to register for the RegO Connect Portal:

Request for RegO Connect access through the RegO Website. Request must be done by approved company managers. The following information is required:

- **Company Name**
- **Address**
- **Admin Full Name**
- **Admin Email**
- **Admin Phone Number**
- **Cargas API Key – For Cargas users only**
- **Cargas URL Links – For Cargas users only**


Cargas information may be requested by e-mailing support@cargas.zendesk.com for integration with RegO. Typically, such a request is done by the associated company's IT department.



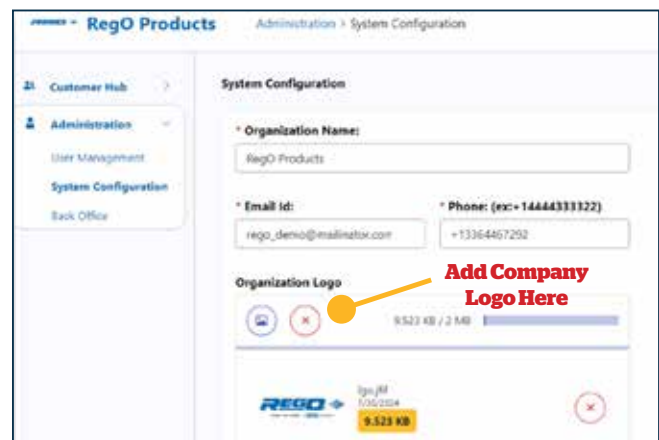
Scan Here to Register for the RegO Connect Management Portal

One-Time Password Set-Up

After submitting the online request form, an e-mail will be sent to the Admin with a One Time Password from Dover Corporation within 5 business days. The one-time password should be utilized in the web portal to create a new password.

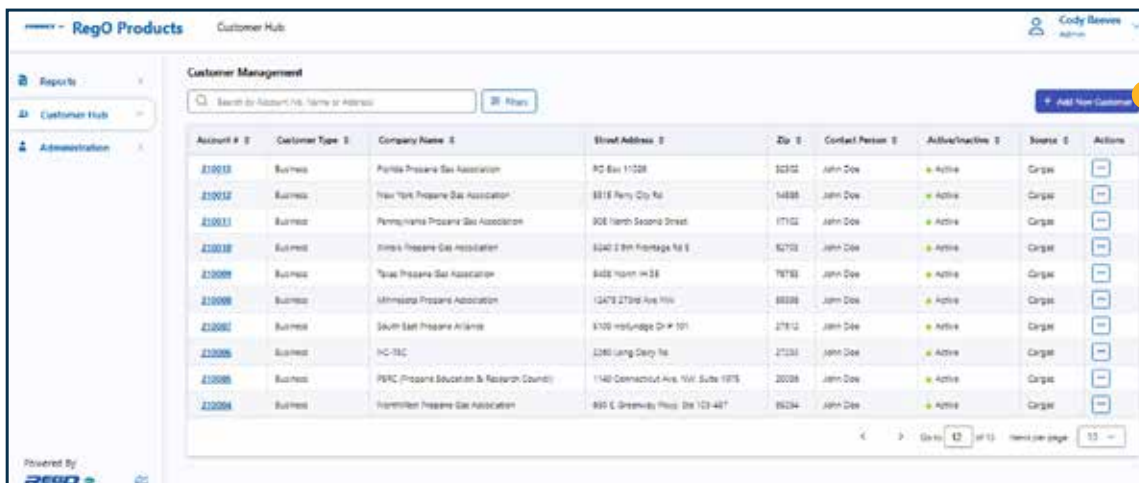


Once logged in into the RegO Portal, access **System Configuration** under the **Administration** tab to setup the company profile. This will allow for any documentation processed to display the company name, e-mail, phone number and logo.



How to create a new customer

When logged in the RegO Portal, access the Customer Hub. To create a new customer select Add New Customer in the upper right corner of the screen.



Adding Customers Manually or by CSV Import

Customers may be added manually one entry at a time, or via a bulk upload using a CSV file template provided in the upload screen.

To add a new customer manually add the customer account details then proceed to the site details.

RegO Products Customer Hub > New Customer

Customer Hub Administration

Add Customer

☐ By File Upload ☒ By Adding Manually

Select By Adding Manual

Add New Customer

Add Customer Details Add Site Details

* Account No. * Customer Type: Residential

Contact Person Details

* Contact First Name * Contact Last Name

* Contact Email Contact Phone

Cancel Next

To proceed to site details, select Next

In Site Details, enter the customer's site information. An additional customer site may be added in this screen as well. Once complete, the customer will be loaded into the customer hub and may be accessed via the RegO App.

RegO Products Customer Hub > New Customer

Customer Hub Administration

Add Customer

☐ By File Upload ☒ By Adding Manually

Add New Customer

Add Customer Details Add Site Details

Add New Site Details

Site Name * Site Type

Add Address Details

* Street Address * City * State * Zip Code * Country

Contact Person Details

First Name Last Name Contact Email Contact Phone

Back to Customer Details

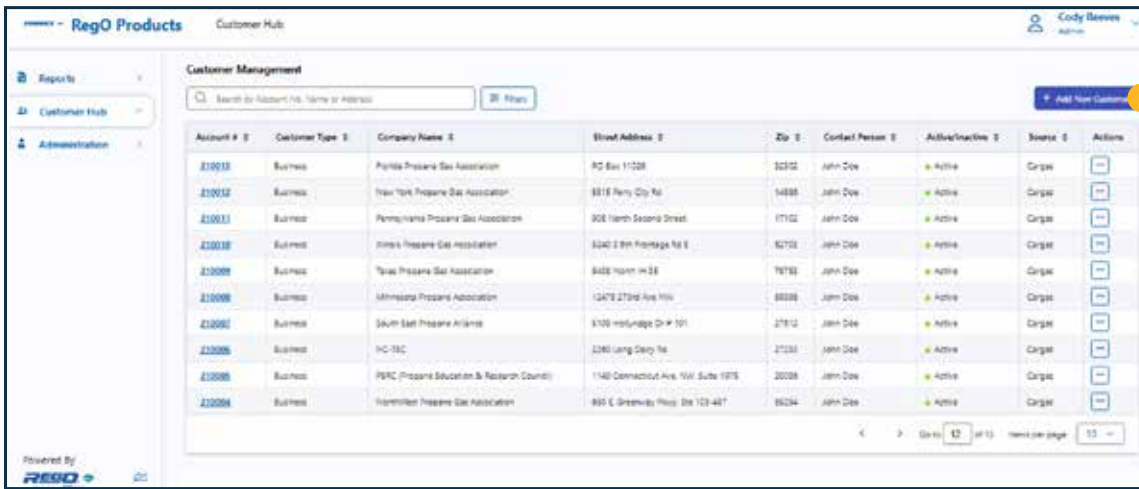
Cancel Add Customer

Add additional customer site here

To complete customer entry select add customer

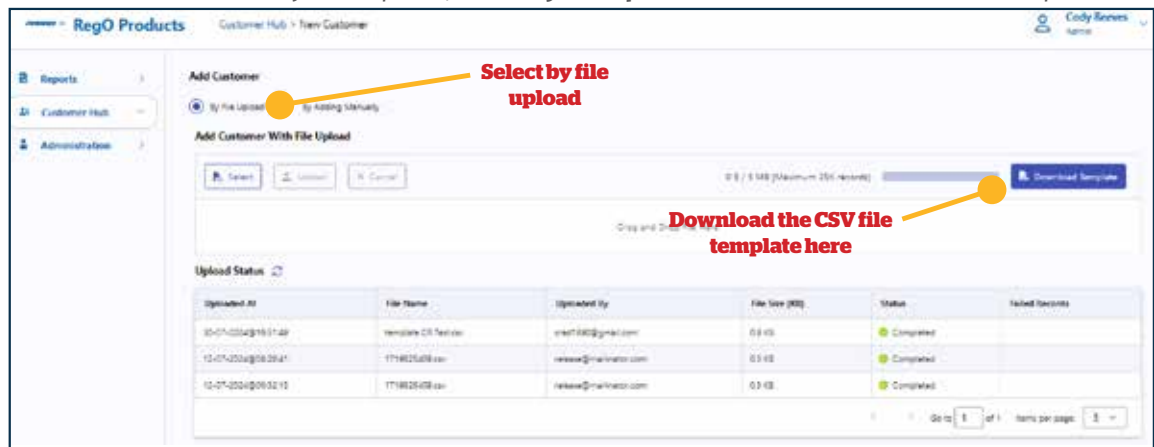
How to create new customers - Bulk Upload

When logged in the RegO Portal, access the Customer Hub. To create a new customer select **Add New Customer** in the upper right corner of the screen.



Add new customer here!

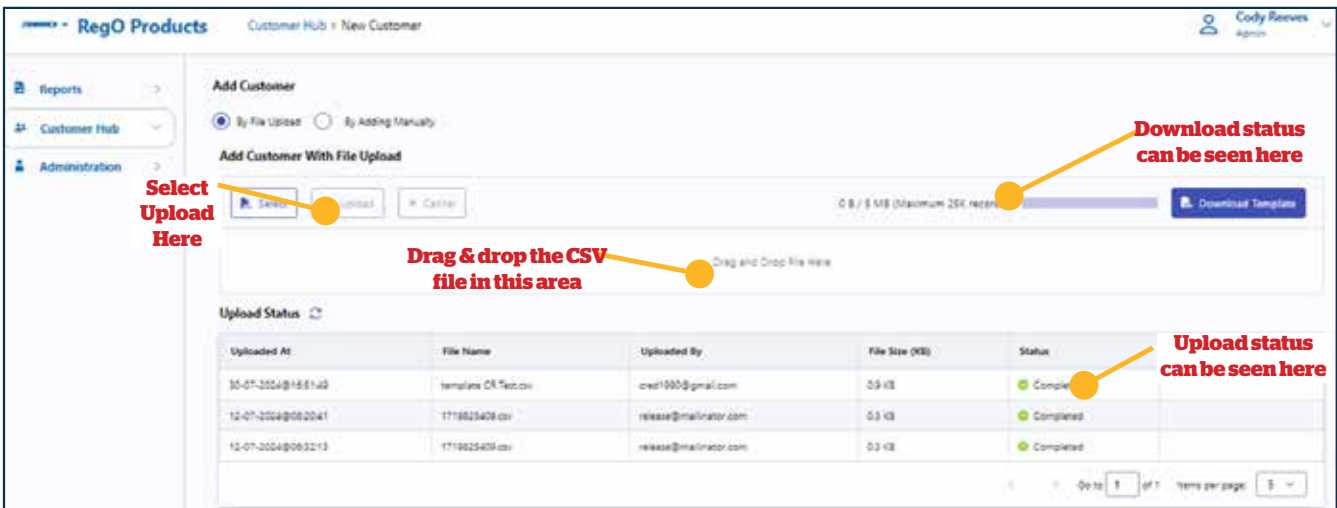
To add a new customer by bulk upload, select **By File Upload** and download the CSV file template.



Select by file upload

Download the CSV file template here

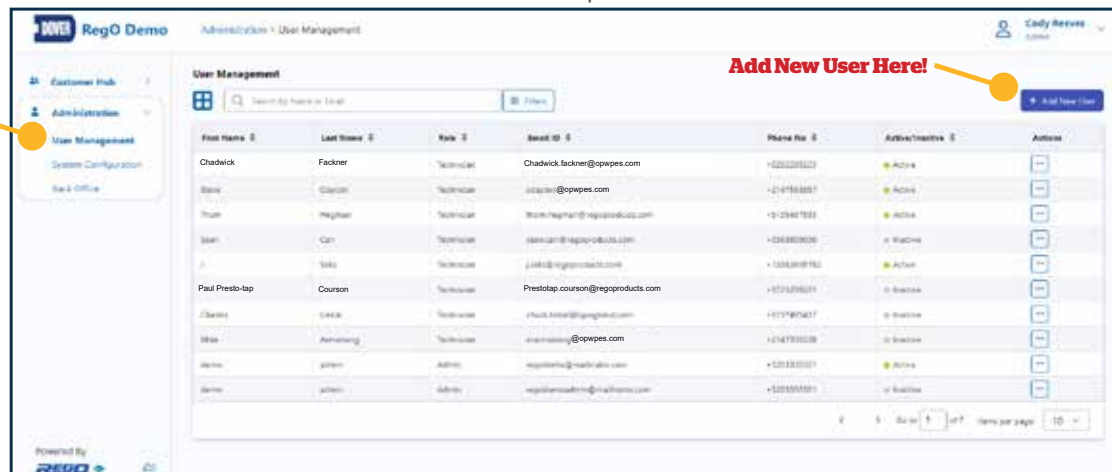
After completing the CSV file, drag the file to upload area and select upload. Once upload is complete, the customers will be loaded into the customer hub and may be accessed via the RegO App. Refer to the status bar as shown below for upload progress



How to create a new Technician/Administrator

When logged in the RegO Portal, access the Administration tab and user management. To create a new user select Add New User on the top corner of the screen.

Select User Management Here



Add New User Here!

Populate required information for a new user entry. Admin role assignment will allow the user to access the RegO Connect database.

Add New User

* Role:

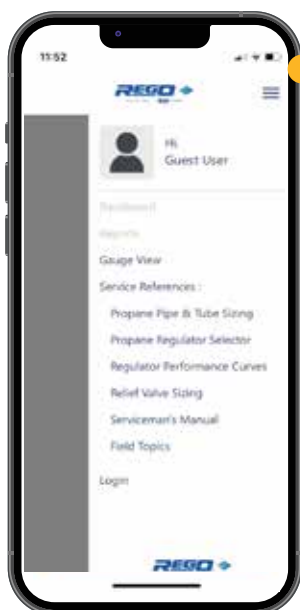
* First Name:

* Last Name:

* Email ID:

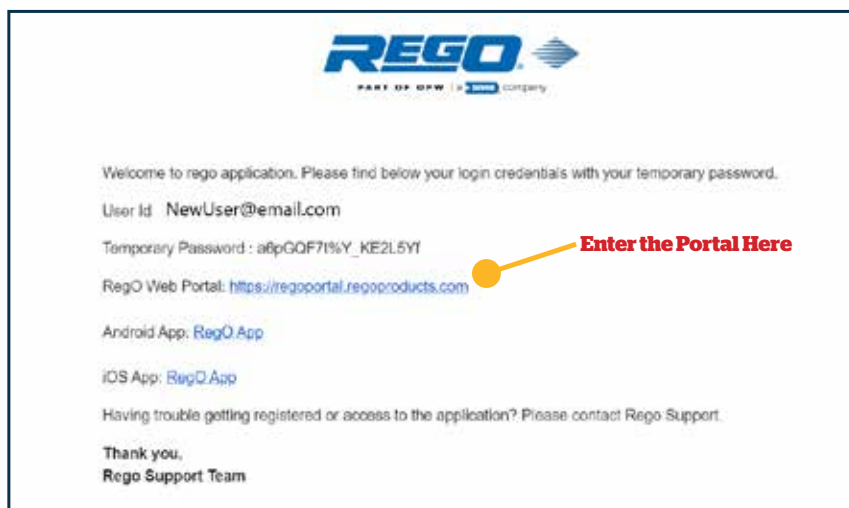
* Phone (ex: +1444433322):

To complete user enrollment select add user



Log-in can be accessed by clicking here

An e-mail will be sent to the Admin with a One Time Password from Dover Corporation. The One Time Password should be utilized in the RegO App to create a new password.



Enter the Portal Here



PART OF OPW a **DOVER** company

RegO® Presto-Link – Fast, accurate testing

The Presto-Link Bluetooth device communicates with the RegO App to allow for pressure readings to be obtained on your mobile device. The result is a safe, secure, efficient and cost-effective way for on-site service personnel to obtain pressure readings to assist with fine tuning and troubleshooting a propane vapor system.

Presto-Link Features & Benefits:

- Bluetooth connection through an Android or Apple Device
- Lightweight & compact design
- Battery percentage indicator
- 1.5 times overpressure protection
- Bluetooth connection up to 100-foot range allows for troubleshooting and adjustment to systems while recording the pressure
- Visual indicator for pressure settings; Red casing indicates a high-pressure device and black casing indicates a low-pressure device




PTLINKH-KIT



PTLINKL-KGA



Scan here to download
the latest Regulator
Presto-Tap Catalog



Scan here to learn more
about the RegO App

Convenient and easy to use...
Download it for FREE!

