

Back Pressure Check Valves

General Information

RegO Back Pressure Check Valves are designed to allow flow in one direction only. The check, normally held in the closed position by a spring, precludes the possibility of flow out of the container. When flow starts into the container, the pressure overcomes the force of the spring to open the check. When the flow stops or reverses, the check closes.

Metal-to-metal seats will allow slight leakage after closure. These valves will restrict the escape of container contents in the event of accidental breakage of the piping or fittings.

Back Pressure Valves for Container or Line Applications 3146 Series, 3176 Series, A3186, A3187S, A3196, and A3276BC

Application

Designed to provide protection of a container opening when desired flow is always into the vessel. May be used in line applications where flow must be limited to one direction.

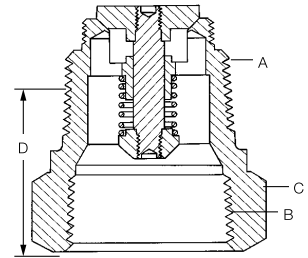
When used with the appropriate single check filler valve, the combination forms a double check filler valve suitable for use in filling of bulk storage tanks.

Features

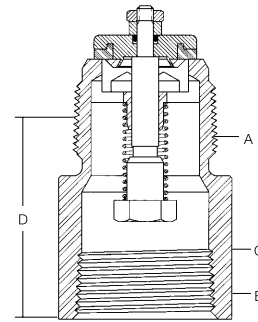
- Generous flow channels for low pressure drop.
- Heavy-duty construction for long service life.
- Soft seat valves have synthetic rubber seat disc for positive seals.

Materials

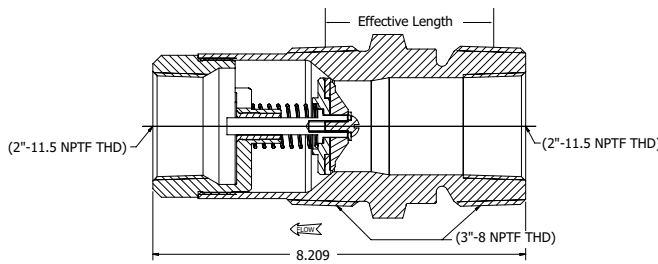
Body (3146, 3146S, 3176)	Brass
Body (all others)	Cadmium Plated Steel
Disc (3146, 3146S, 3176)	Brass
Disc (all others)	Cadmium Plated Steel
Stem (3146, 3146S, 3176)	Brass
Stem (A3146, A3196, A3276BC)	Stainless Steel
Stem (A3176, A3186)	Cadmium Plated Steel
Spring	Stainless Steel
Seat Disc (3146S, A3276BC)	Synthetic Rubber



3146 Series, 3176 Series, A3186, A3196



A3276BC

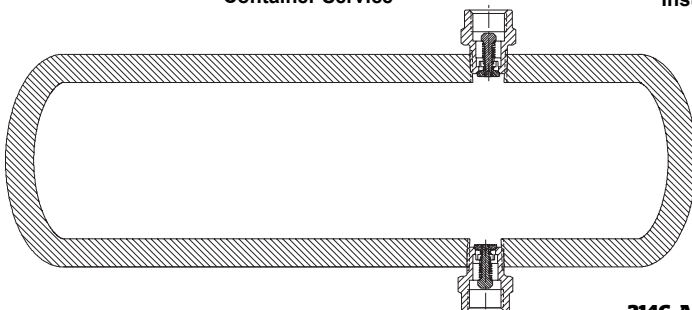


A3198S

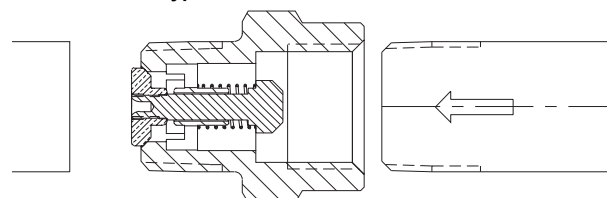


A3187S

Container Service



Installation



Typical Installation

3146, A3146, 3146S, 3147S, A3276BC, 3176, A3176, A3186, A3196