



January 2022

RegO® Field Topics

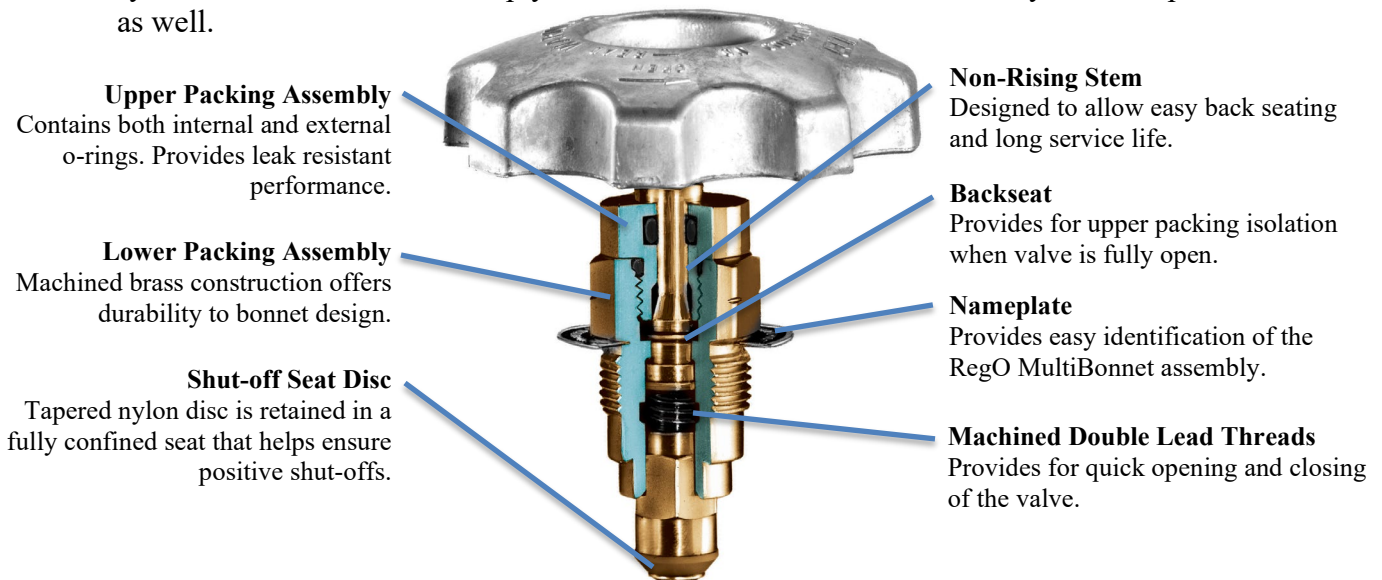
RegO MultiBonnet® Assemblies

Field Topics are intended to provide useful information to the network of authorized LP-Gas and Anhydrous Ammonia distributors regarding the proper use of RegO® products. **Warning Bulletins** covering many of the hazards involved are available from RegO for more detailed information. These bulletins can be found in our **L-500, L-102 and NH3-102** catalogs. Neither the Field Topic or the Warning Bulletins are intended to conflict with federal, state, or local ordinances and/or regulations, which should be observed at all times. This information also is not intended to be a substitute for or to supplement any training in the safe handling and use of propane and related equipment, as required by any applicable law. By providing this material, ECI assumes no responsibility for providing any such training. Only individuals properly trained in the safe handling and use of propane and related equipment should be permitted to do so, and by providing this information, ECI does not assume responsibility for providing such training.

For more information on LP Gas system requirements, refer to Liquefied Petroleum Gas Code (NFPA 58), National Fuel Gas Code (NFPA 54), National Propane Gas Association Safety Handbook, the RegO LP-Gas Serviceman's Manual L-545, RegO catalogs L-500/L-102/NH3-102, ANSI K61.1 Safety Requirements for Storage and Handling of Anhydrous Ammonia, as well as any applicable local codes and ordinances.

RegO MultiBonnet® Assemblies

The MultiBonnet assembly is designed to allow for quick and easy repair of bonnet stem packing in certain RegO Multivalve® assemblies and service valves on active propane systems. If the container is empty, then the entire MultiBonnet assembly can be replaced as well.





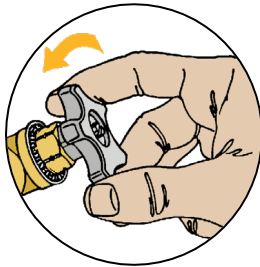
The MultiBonnet feature allows for repair of the valve's bonnet stem packing in minutes, without interrupting gas service to your customers or removal of product in your container. To repair the bonnet stem packing, a 19104-80 repair kit should be used. Repair is simple and can be done by following the steps below:

There are two ways to repair the RegO Multi-Bonnet Assembly:

- 1. Valve closed -- valve should be fully closed if it is installed on tank or cylinder that is pressurized but not connected to an operating LP-Gas system.**
- 2. Valve open -- valve should be fully open and back seated if it is installed on a tank or cylinder that is pressurized and connected to an operating LP-Gas system.**

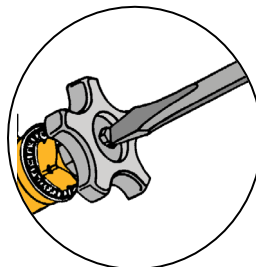
Step 1:

For repair with valve in service, turn the handwheel counterclockwise as far as possible to assure valve is completely opened and back seated.



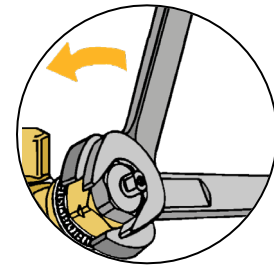
Step 2:

Remove self-tapping screw and handwheel.



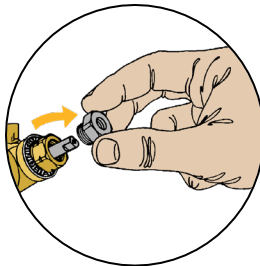
Step 3:

Holding the lower section of the MultiBonnet assembly in place with a wrench, use a second wrench to remove the upper bonnet packing assembly.



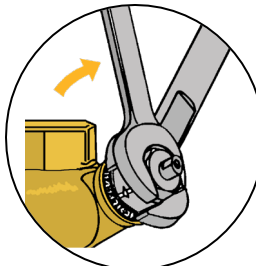
Step 4:

Thread the new upper bonnet packing assembly into the lower section of the MultiBonnet assembly.




Step 5:

Tighten upper packing assembly with 50 to 75 inch/pounds torque.



Step 6:

Reassemble the handwheel and check valve for leaks.



To replace the entire MultiBonnet assembly a 19104-50 repair kit should be used. All gas **MUST** be evacuated from the container before starting repairs.



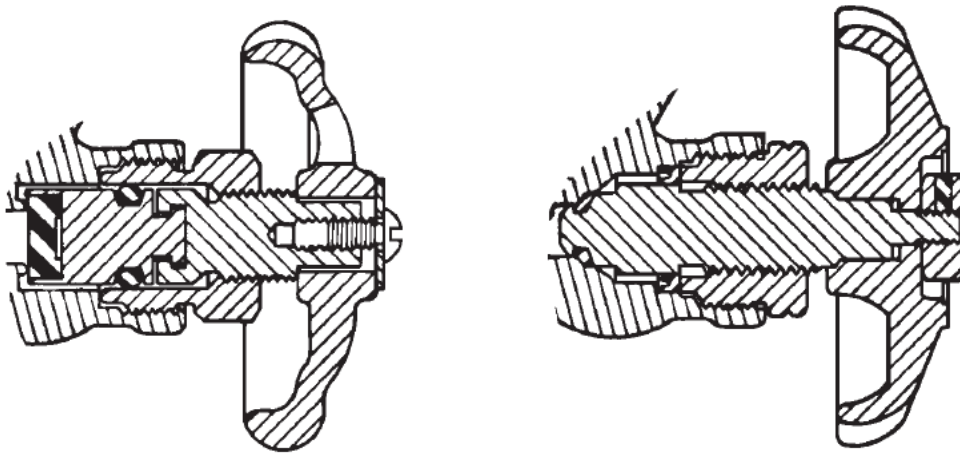
Can I convert a Standard Bonnet to a MultiBonnet assembly?

Yes, the replacement 19104-50 kit can be used to convert from standard style bonnets to MultiBonnet in the following series of RegO valves ONLY.

6532A	7556VR	8593A
6533A	G8475V	9101C
6542A	G8475W	9101D
6543A	8555D	9300Y

Do not attempt to convert any other bonnet or valve.

Standard Styles Bonnet as pictured below cannot be converted



Ordering RegO Multivalve with a MultiBonnet assembly

To order a Multivalve with a MultiBonnet assembly specify a RegO Ready-To-Go™ valve. Ready-To-Go valves include the RegO Multibonnet assembly and Presto-Tap® fitting. Additionally, in your selection process look for the MultiBonnet selection in the RegO L-500 catalog. Typically valves with the letter “R” in the part number will indicate a MultiBonnet assembly.

Should you have any questions or concern, please contact me.



+1 336.446.7292
creeves@regoproducts.com
100 RegO Drive, Elon, NC 27244 USA